

The new **SOLOLIFT2** means  
goodbye to dirty hands



## The new **SOLOLIFT2** is generations ahead

Compact lifting stations have suffered a bad reputation, but the new generation is here! Combining innovation with modern comfort, Grundfos' SOLOLIFT2 macerator range is a giant leap in wastewater disposal. As the most powerful, reliable and service-friendly lifting station on the market, SOLOLIFT2 offers you easy installation and maintenance, while delivering outstanding removal of wastewater to your customers, without the limitations of existing pipework.

The trend for conversions creates exciting new possibilities throughout the home. Grundfos' new SOLOLIFT2 range of lifting stations offers professional performance within the domestic environment. So, with the right wastewater solution, any space can be transformed into the ideal bathroom or utility room.






# Inspired by professionals... motivated by modern comfort

Inspired by professionals, designed for professionals...  
Based on your needs, combined with Grundfos' extensive knowledge and field experience, SOLOLIFT2 responds to these demands.

Modern comfort is driven by innovation and Grundfos brings the latest technology to the home. New solutions, such as outstanding grinder performance, a special motor design for high starting and cutting momentum and dry access set up makes easy work for the professional and the home!




# The SOLOLIFT2 grinds like no other...

## Reliable and durable

Designed for optimal performance, the powerful motor of the SOLOLIFT2 range features special winding and shaft technology. Combined with a durable, hardened steel grinder, the range offers customers professional quality at a competitive price. In addition to added value, safety and reliability, the robust nature of SOLOLIFT2 makes it ideally equipped to handle the challenges of modern comfort. Toilet paper and occasionally flushed personal hygiene products\* are no longer a problem, thanks to the new SOLOLIFT2 grinder, which performs with the maximum reliability, whatever the situation.

Thanks to a unique, welded, pressure-tight tank, SOLOLIFT2 ensures safety and reliability, particularly in high-pressure, grey water applications, such as dishwasher or washing machine pumps, which drain into the SOLOLIFT2. Combined with the ability to withstand constant temperatures of up to 90° C, SOLOLIFT2 is the ideal optimum solution for high temperature domestic appliances.

\* disposal of personal hygiene products is NOT recommended.



# ...fits like no other

## Fits any existing installation

Time is money, which is why SOLOLIFT2 is the most effective lifting station on the domestic macerator market. Even where wastewater cannot be led by a natural downward slope, SOLOLIFT2 offers independence from the main drainpipe. This gives you the freedom to place new installations anywhere in your customer's home.

Wall hung and freestanding models cater to every space, while optional uplift fixing clips put you in control when installing. Attached or detached, the choice is yours.

## Easily replaceable

As a leading innovator in coldwater solutions for the domestic market, Grundfos has applied the "One size fits all" philosophy to SOLOLIFT2. Imagine a range of just five models that covers every application throughout the home.

Thanks to smart inlet and outlet connections, replacement has never been easier. Adjustable inlet connectors allow movement of up to 10mm, both vertically and horizontally for easy fitting to existing pipes. In addition selectable outlet direction and an optional variable discharge connection kit enables simple replacement of existing brands and models. Whatever the application, be it initial, retrofit or replacement, these unique features, combined with its extremely compact design, make SOLOLIFT2 the ideal choice.

## Low maintenance

Say goodbye to extensive repairs thanks to SOLOLIFT2. An external pressure switch avoids delving into trapped wastewater. So, with SOLOLIFT2 you can say goodbye to messy repairs and dirty fingers!. And the need for maintenance is reduced to a minimum, thanks to the unique, self-cleaning design of SOLOLIFT2.



# Service is easy...

## Easy access to pump and motor

SOLOLIFT2 is the most service-friendly domestic macerator on the market. Its integrated lift-out motor and pump unit enables fast and clean repairs and service. No more dirty hands. With SOLOLIFT2 there is no need to remove the appliance, drain off and disconnect the discharge pipe. Just open the lid for easy access to clean, dry parts.

With its external manual anti-clogging function, a screwdriver is all you need to remove blockages. Even objects that are too large for the grinder can be removed effectively by simply unscrewing the service lid and removing the motor and pump unit within a few minutes.

Additional features, such as captive screw fastening, external pressure switch control and tank draining via a simple socket and hose connection raise the bar in serviceability.

# ...and clean. No more dirty hands

## Cut down on the work

Troublesome maintenance and clogging are the main drivers for lifting station repair and replacement, which is why Grundfos has reduced the need for repairs and maintenance. This is achieved through a host of innovative features, ensuring optimal performance every time.



## Clean tank

SOLOLIFT2's unique sloping bottom and strong chamfer directs solid parts toward the pump. This lowers the possibility of sedimentation or clogging for mess-free polluting tank cleaning.

## Built-in charcoal Filter

The improved charcoal filter of the SOLOLIFT2 means better performance, thus retrofit installation of more efficient filter units becomes obsolete.

## Plug-and-go Alarm PCB

SOLOLIFT2 features an optional innovative USB style plug-and-go Alarm PCB. With easy installation, no batteries necessary and an early warning system in case of malfunction, monitoring is easy

## No cleaning required

The self-cleaning design of SOLOLIFT2 keeps the grinder and tank free from sedimentation and odours. This means no need for regular cleaning or heavy chemical cleaners, thus benefitting the environment and your customers' budget.



# Grundfos **SOLOLIFT2**

– matching your customer's needs throughout the home





With Grundfos' **SOLOLIFT2**,  
new installations offer  
independence from  
existing pipe work





# The possibilities are endless

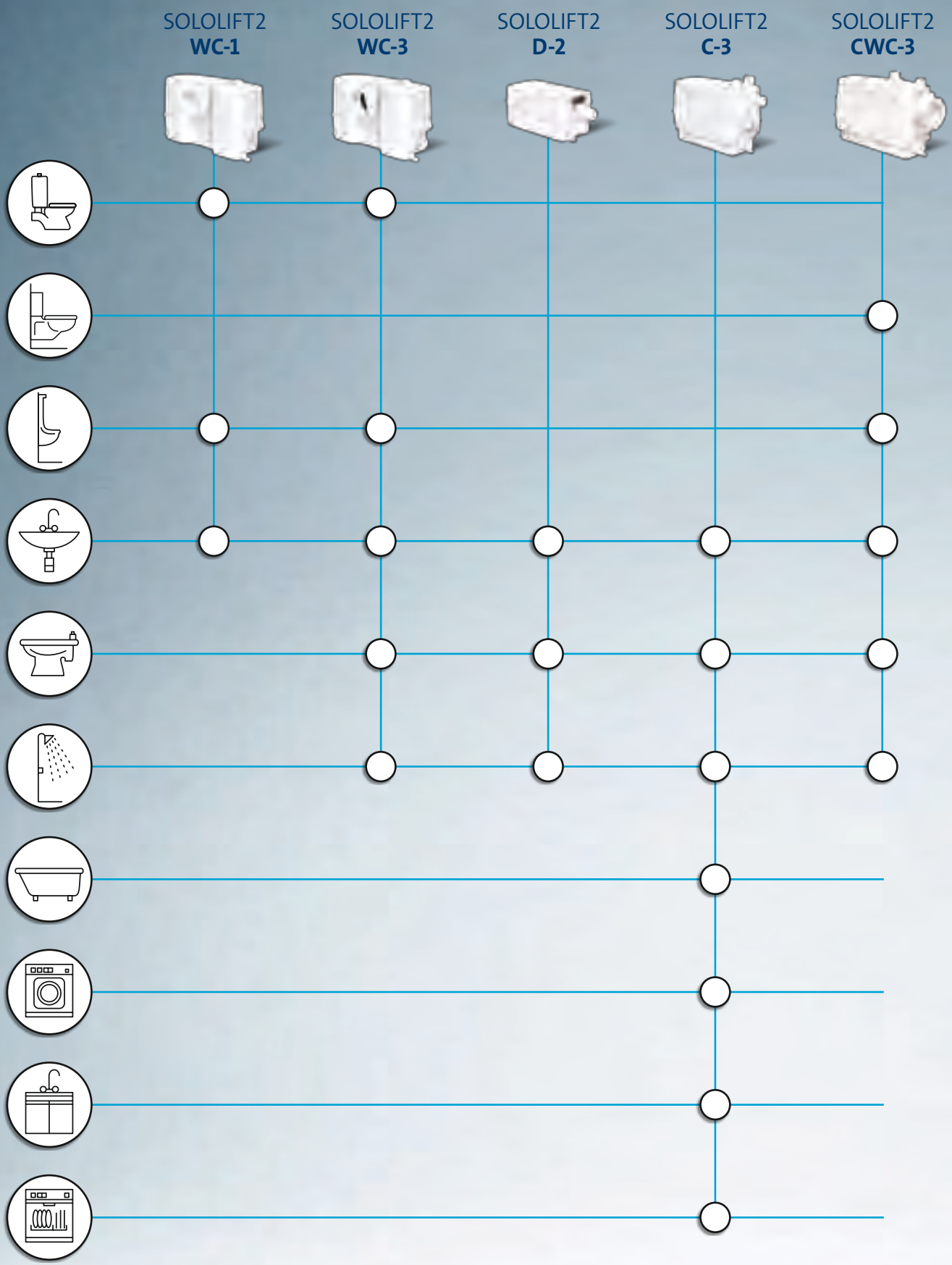
Thanks to its independence from the main drain-pipe, SOLOLIFT2 requires just a simple 20mm discharge pipe, rendering it ideal for modern living. And with unique features, such as a \*fitted float switch unit with two start level options, it is possible to control the volume adjustment according to the connected sanitary appliance, without the

need for extra accessories. Simply choose a low start level for contemporary, slimline shower trays, or turn up the pump volume for washing appliances or bathtub draining. Whether you are installing a wet room in an attic conversion or a utility room in the basement, SOLOLIFT2 offers outstanding results.

\*Available on C-3 model



**WC-3**  
The SOLOLIFT2 WC-3 is a small, compact automatic lifting station with 3 additional inlet connections suitable for pumping domestic wastewater from a cabinet shower, bidet, washbasin as well as sewage from a toilet.



# Product and application overview

With improved flexibility, adaptability and performance, Grundfos' SOLOLIFT2 range of lifting stations offers the most reliable handling of wastewater for any combination of WC, bidet, sink, shower and washing machine.



### WC-1

The SOLOLIFT2 WC-1 is a compact automatic lifting station with 1 additional inlet connections suitable for pumping wastewater from a washbasin and sewage from a toilet.



### D-2

The SOLOLIFT2 D-2 is a small, compact automatic lifting station suitable for pumping grey wastewater. It is possible to install SOLOLIFT2 D-2 underneath or next to the cabinet shower or washbasin.



### C-3

The SOLOLIFT2 C-3 is suitable for pumping grey wastewater up to 90 °C from a washing machine, dishwasher, kitchen sink, bath tub, shower or washbasin.



### CWC-3

The SOLOLIFT2 CWC-3 is a compact automatic lifting station especially designed for wall-hung toilets. The design is compact and slim for easy integration into the wall and is suitable for modern pre-wall installations.



## Signup today at [professional.grundfos.com](http://professional.grundfos.com)

### Grundfos Professional

We offer one extensive resource for content, tools and features to support your day-to-day work and gaining knowledge and business insights.

When you become a certified Grundfos Professional you get:

- A free "I'm an Alpha Male" T-shirt
- Invitations to special local events
- Continuous updates on relevant products and solutions
- Insights and solutions to general industry challenges
- Promotional materials to share with your customers

For a limited period only, we offer a free "I'm an Alpha Male" T-shirt, when you sign up to the programme.



### GRUNDFOS PUMPS LTD SOUTH

Grovebury Road  
Leighton Buzzard  
Bedfordshire, LU7 4TL  
Phone: 01525 850000

[www.grundfos.co.uk](http://www.grundfos.co.uk)

The name Grundfos, the Grundfos logo, and the payoff Be—Think—Innovate are registered trademarks owned by Grundfos Management A/S or Grundfos A/S, Denmark. All rights reserved worldwide.

98072198 0911